

Y4
Meet the Teacher

Mrs Carr
Apollo

The LKS2 Team

As well as your child's class teachers, there are other members of staff within LKS2 who will be working with your child this term.

- Miss Williams
- Miss Maynard
- Mrs Harrison
- Mrs Beevers (P.E.)
- Teaching assistants: Mrs Jennings, Mrs Lowe, Miss Thornton

Friday afternoon - Mrs Holt

Learning in Year 4

In the autumn term your child will be covering the following:

- **Maths:** place value, addition and subtraction, measurement - area, multiplication and division
- **English:** The Lion, The Witch and The Wardrobe, Revolting Rhymes, The Iron Man
- **Spelling:** Spelling Shed - different spelling pattern each week.
- **Science:** Light
- **Geography:** Why does Italy shake and roar? (Earthquakes and volcanoes)
- **History:** The Romans
- **PE:** Invasion games - tag rugby/netball, athletics
- **Music:** Harvest festival and recorders
- **RE:** What do we know about the Bible and why is it important to Christians?
- **PSHE:** Being me in my world and Celebrating differences
- **DT:** Healthy and varied diet
- **Computing:** Communicate

Foundation Learning



For our LKS2 foundation curriculum, children will be taught by specific subject teachers rather than their pastoral teacher.

We have altered our structure of teaching in order to enthuse the learning opportunities available to our children and to share some of the fantastic subject knowledge our subject leads have in school.

Their learning will be enhanced through the use of visitors, educational visits and first hand practical activities to spark children's curiosity and improve their learning.


PSHE



At Red Rose, we follow the Jigsaw programme to deliver our PSHE and RSE curriculum. More information regarding the units can be found on the school website under Personal, Social, Health and Character Education.

https://www.redroseprimaryschool.com/curriculum_2019/subjects/

Reading - Scheme Book



- A home reading book closely linked to their Oxford Reading Tree level.
- Your child should be able to segment and blend words within this book in order to read.
- Every time your child reads their book, a comment/signature should be recorded in their home-reading record. Your child receives a reading raffle ticket each time this is seen.
- The home reading book should be read **3x times** by your child. Your child's fluency and pace should improve each time the book is read. Their need to break words down should reduce.

Reading 3 times




Decoding

- Use the inside cover of the book to tune the child into the text they are about to read and to practise the taught GPCs.
- Read the book with the child focusing on the decoding of words and recognition of sight vocabulary.



Build fluency and comprehension

- Reread the text with the child to develop their fluency. Reminding children of their Floppy's Phonics strategies when segmenting and blending. Refer to 'ff as in cuff' if a child is struggling.
- Encourage children to reread sentences to develop fluency and pace.
- Begin to relate the words in the book to the images.



Fluency and reading comprehension

- The child's fluency should be building as this is the third time the text has been read.
- Encourage children to reread sentences to develop fluency and pace.
- Use the text and images to check a child's understanding of what they have read. Use VIPERS questioning to support.

Reading - Accelerated Reader Book




- If your child is deemed a fluent reader (ORT Level 10) they will take a star reader test which assesses their ability to comprehend.
- They will be given a reading age and banding. Once they have received this, the children will then be able to select an accelerated reading book which they would like to read from their particular band (ZPD - Zone of Proximal Development)
- Your child is expected to read this both at home and school until they are confident they understand the book.
- They should record a comment in their reading book each time they read (e.g. Title of the book- read pages 20-30).
- Once your child has read the book, they can take an AR quiz at school. They are given instant results on their quiz.
- Half-termly star reader assessments are carried out to ensure they are reading at the correct level.

Reading for Pleasure



- A free choice class book / library book to read independently if accessible or to share with an adult to promote a love of reading and to expand your child's exposure to new vocabulary.



Upcoming Visits/Visitors

- Sports festivals
- Looking at Roman clues around Chester-le-Street
- Roman Fort visit
- St. Mary's and St. Cuthbert's Church for harvest festival (October) and Christmas Carol Evening
- Durham Cathedral - Summer Term

SEND

- A letter will be sent out this week regarding SEN plan reviews this week. Parents will be able to book an appointment to review the previous plan and discuss targets and support for the autumn term.
- Review meetings will take place on Wednesday 20th September from 15:30 - 17:00


Twitter

- To keep updated on activities that we are doing, you can follow our Twitter Feed either on the 'Our Class' section of the website or if you have a Twitter account by following us on @RedRoseLKS2
- Our main school Twitter handle is @RedRosePrimary
- More information and updates on KS2 learning can be found on our school website
<https://www.redroseprimaryschool.co.uk/our-classes/lower-ks2/>



Reading Expectation

- Home-reading books must be in school every day.
- We will be assessing children regularly and moving children up reading stages. This will be based on your child's fluency and their ability to answer comprehension questions about the text they are reading.
- Children on Accelerated Reader will be assessed half termly and ZPD levels changed accordingly.
- Children should be reading every night (even if it just one page).
- Whole class reading weekly and independent reading opportunities daily
- Reading buddies and interventions will continue to take place to support reading.
- Please encourage your child to read anything and everything!
- Book Talk - Friday afternoon



Homework Expectation



Nelson Handwriting



- Homework will be issued on a Wednesday and be due back on a Monday.
- Reading - daily
- English - Spellings and a SPaG activity when relevant.
- Lexia

Handwriting - written in homework book.

- Maths - TTRS

1 workout in their CPG Maths book

- All homework is to be completed in their homework books in pencil or **BLUE** biro.
- A tick will be placed on your child's homework to confirm it has been seen. Any misconceptions your child has will then be addressed through class/individual teaching.

PE Days



- PE Days - **Tuesday** and **Wednesday**
- Commando Joes - **Friday**
- PE Uniform -
 - Plain white T-Shirt
 - Plain black or navy shorts
 - Plain black / navy long bottoms
 - Red sweatshirt / cardigan or grey Red Rose PE hoodie
 - Trainer
 - **Clothing should not display any sports logos**
- Children are to come into school wearing their PE kit on the day they have PE/Commando Joes.

Helping with your child's learning



READING

- Read with your child each night.
- If your child gets stuck on a word, encourage them to: use their phonics to sound out the word *or* look for smaller words inside the bigger word.
- Discuss unfamiliar vocabulary. What does that word mean? Let's look it up! Can you use it in a different sentence? What word could the author have used instead?
- Make predictions. Look at the front cover together. What do you think this story will be about? Read a couple of pages of the story. What do you think will happen next? What makes you think that?
- Look at how the text links with other stories. Is this like anything we have read before? How is it the same? How is it different?
- Ask questions about the text. Can you remember what happened at the beginning of the story? Who is the main character? How do you think he feels?

MATHS

- Develop a positive attitude towards maths.
- Recognise maths in everyday life
- Money - Allow children to handle coins. What coins have you got? How much have you got altogether? Look at receipts together. Can you find the cheapest item? Count up the shopping and count out change.
- Time - Practise telling the time together. Discuss what time of day you might do different activities e.g. going to school.
- Shape - Carry out a shape hunt around the house
- Measures - Look at measuring equipment together e.g. scales, rulers, tape measures. Measure out ingredients together.
- Continue to support children to learn times table facts as these link with many areas of mathematics.

Helping with your child's learning

WRITING

- Practise and learn weekly spelling lists. Make it fun! Have competitions. Make silly sentences. Allow children to write the words in fun ways (bubble writing/ painting/ using playdough).
- Encourage opportunities for writing where you can e.g. shopping lists, letters to family or friends, notes or reminders etc.
- Celebrate children's stories that they have written or pieces of writing they have completed independently. Celebrate small successes in writing.
- Encourage use of dictionaries for spell checking.
- Encourage using online thesauruses to find alternative word choices.
- Allow children to use computers for word processing if you have a computer at home.
- Remember that good readers become good writers. Talk about words the author has used and what impact they have.

